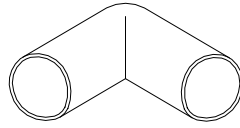
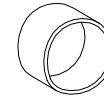


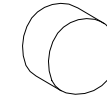
T FITTING



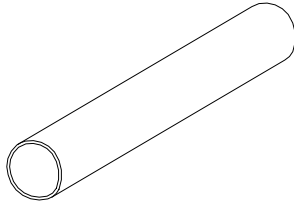
90° BEND



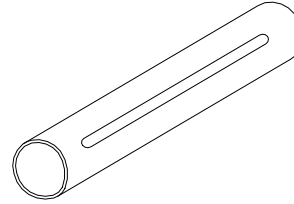
COUPLING



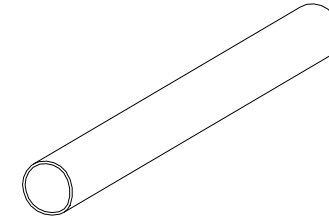
END CAP



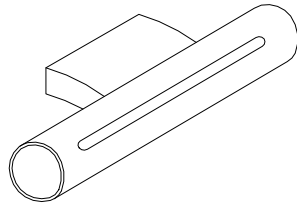
SOLID PIPE



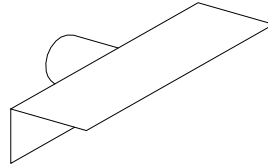
SLOTTED PIPE 1.2 1m



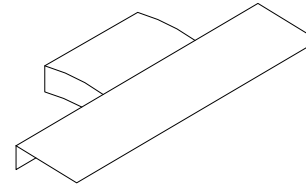
50mm SOLID PIPE



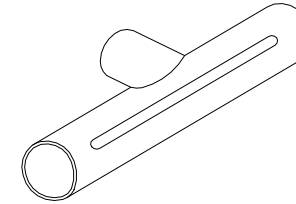
VOIDFORM OUTLET CONNECTOR



50mm VOIDFORM CONNECTOR



VOIDFORM OUTLET CONNECTOR



VOIDFORM OUTLET CONNECTOR

# DELTA MEMBRANE SYSTEMS LTD.

DRAWING No: DW-574-1  
DRAWING TITLE: VOID VENT TO EXTERNAL COMPONENTS

DELTA HOUSE, MERLIN WAY, NORTH WEALD, EPPING, ESSEX CM16 6HR  
TEL: 01992 523523 FAX: 01992 523250

OFFICE USE:

REVISION No:  
1

Drawn By:  
Checked By:

REVISION DATE:  
February 2020

Scale:  
System Files: PDF / DWG

DRAWING NOTE:

This drawing is for illustrative purposes only. Drawing not to scale.

PROJECT / COMMENTS:

DRAWING NOTES: All installations to be carried out in strict accordance with manufacturer's installations instructions. For further assistance contact Delta Technical on 01992 523 523 or email technical@deltamembranes.com